


Quackenbush Type Nosepieces

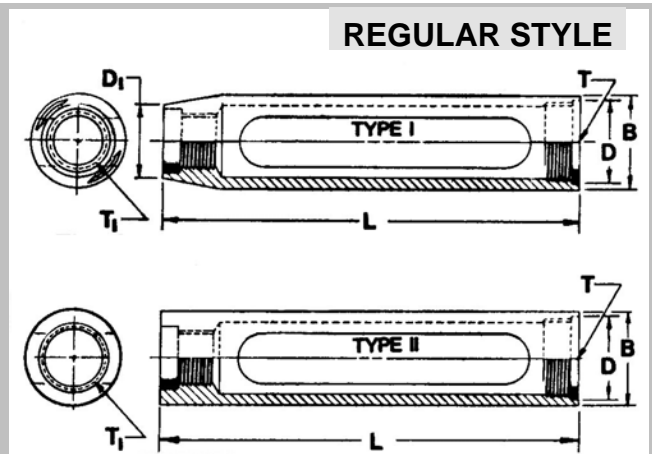
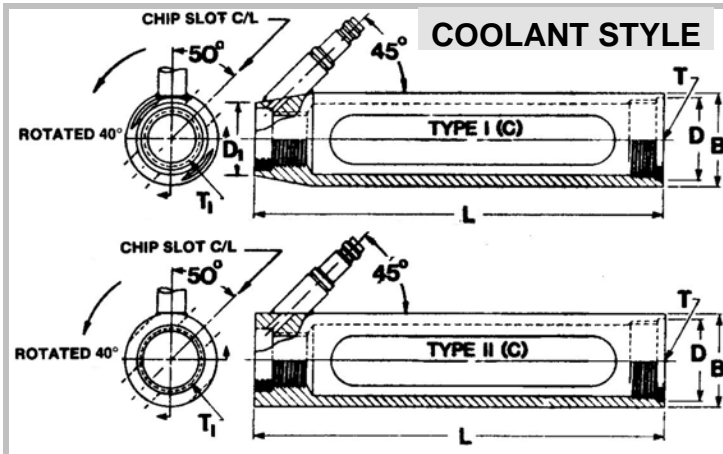
Quackenbush Type Nosepieces



QUACKENBUSH TYPE NOSEPIECES

Aluminum Nosepieces will be supplied unless steel is specified by adding 'S' to Part No.

For Coolant Style add 'C' to regular style Part No.
For Indexing style add 'I' to Part No.
For Vacuum style add 'V' to Part No.



PART NO.	STROKE	T L-H THD	D DIA	T ₁ L-H THD	B DIA	D ₁ DIA	L LENGTH	ADAPTER TIP SERIES	TYPE	RIGHT ANGLE MOTOR SERIES	ADAPTERS FOR RT- ANGLE MOTORS
UDB-619143	1-1/4	1-37/64 - 18	1.600	3/4 - 16	1-3/4	1.06	5-1/2	21000	I	15QD-S125	UDB-622401
UDB-619142	1-1/4	1-37/64 - 18	1.600	1 - 14	1-3/4	1.37	5-1/2	22000	I	15QD-S125	FOR
UDB-619271	1-1/4	1-37/64 - 18	1.600	1-1/4 - 12	1-3/4	—	5-1/2	23000	II	15QD-S125	15QDA-RA-SU
UDB-619662	1-1/2	1.825 - 18	1.841	3/4 - 16	2	1.25	5-7/8	21000	I	15QDA-S150	UDB-614244
UDB-619683	1-1/2	1.825 - 18	1.841	1 - 14	2	1.37	5-7/8	22000	I	15QDA-S150	FOR
UDB-619704	1-1/2	1.825 - 18	1.841	1-1/4 - 12	2	1.62	5-7/8	23000	I	15QDA-S150	158QGDA-RA-SU
UDB-619135	2	1-37/64 - 18	1.600	3/4 - 16	1-3/4	1.06	4-3/4	21000	I	15QD-S300	UDB-622401
UDB-619138	2	1-37/64 - 18	1.600	3/4 - 16	1-3/4	1.06	6-1/8	21000	I	15QD-S300	FOR
UDB-619139	2	1-37/64 - 18	1.600	1 - 14	1-3/4	1.37	6-1/8	22000	I	15QD-S300	15QDA-RA-SU
UDB-619954-10	2-5/8	1-37/64 - 18	1.600	3/4 - 16	1-3/4	1.25	6-15/16	21000	I	158QGD-S265	UDB-622401
UDB-619955-10	2-5/8	1-37/64 - 18	1.600	1 - 14	1-3/4	1.37	7-1/8	22000	I	158QGD-S265	FOR
UDB-619953-10	2-5/8	1-37/64 - 18	1.600	1-1/4 - 12	1-3/4	1.62	7-1/8	23000	I	158QGD-S265	15QDA-RA-SU
UDB-619954-27	2-3/4	1.825 - 18	1.841	3/4 - 16	2	1.25	6-7/8	21000	I	15QDA-S275	
UDB-615473	2-3/4	1.825 - 18	1.841	3/4 - 16	2	1.25	7-1/8	21000	I	15QDA-S275	UDB-614244
UDB-619955-27	2-3/4	1.825 - 18	1.841	1 - 14	2	1.25	7-1/8	22000	I	15QDA-S275	FOR
UDB-619953-27	2-3/4	1.825 - 18	1.841	1-1/4 - 12	2	1.62	7-1/8	23000	I	15QDA-S275	158QGDA-RA-SU
UDB-617802	2-3/4	1.825 - 18	1.841	1-1/2 - 12	2	—	7-1/8	24000	II	15QDA-S275	
UDB-619333	3	1-37/64 - 18	1.600	3/4 - 16	1-3/4	1.06	7	21000	I	15QD-S300	UDB-622401
UDB-619297	3	1-37/64 - 18	1.600	1 - 14	1-3/4	1.37	7	22000	I	15QD-S300	FOR
UDB-619274	3	1-37/64 - 18	1.600	1-1/4 - 12	1-3/4	—	7	23000	II	15QD-S300	15QDA-RA-SU
UDB-621236N	4	2-1/4 - 20	2.270	1 - 14	2-3/8	—	9-1/2	22000	II	15QDGB-S400	
UDB-621237N	4	2-1/4 - 20	2.270	1-1/4 - 12	2-3/8	—	9-1/2	23000	II	15QDGB-S400	UDB-614228
UDB-621238N	4	2-1/4 - 20	2.270	1-1/2 - 12	2-3/8	—	9-1/2	24000	II	15QDGB-S400	OR
UDB-614751	4	2-1/4 - 20	2.270	2 - 16	2-3/8	—	9-1/2	25000	II	15QDGB-S400	UDB-614658
UDB-619397	4	2-1/4 - 20	2.270	1 - 14	2-1/2	—	9-7/16	22000	II	15QDGB-S400	FOR
UDB-619360	4	2-1/4 - 20	2.270	1-1/4 - 12	2-1/2	—	9-7/16	23000	II	15QDGB-S400	158 and 230GD
UDB-619359	4	2-1/4 - 20	2.270	1-1/2 - 12	2-1/2	—	9-7/16	24000	II	15QDGB-S400	RIGHT ANGLE
UDB-619402	4	2-1/4 - 20	2.270	2 - 16	2-1/2	—	9-7/16	25000	II	15QDGB-S400	DRILLS
UDB-621244N	6	2-1/4 - 20	2.270	1 - 14	2-3/8	—	11-1/2	22000	II	15QDGB-S600	
UDB-621245N	6	2-1/4 - 20	2.270	1-1/4 - 12	2-3/8	—	11-1/2	23000	II	15QDGB-S600	
UDB-621246N	6	2-1/4 - 20	2.270	1-1/2 - 12	2-3/8	—	11-1/2	24000	II	15QDGB-S600	
UDB-614757	6	2-1/4 - 20	2.270	2 - 16	2-3/8	—	11-1/2	25000	II	15QDGB-S600	UDB-614228
UDB-619646	6	2-1/4 - 20	2.270	1 - 14	2-1/2	—	11-7/16	22000	II	15QDGB-S600	FOR
UDB-619645	6	2-1/4 - 20	2.270	1-1/4 - 12	2-1/2	—	11-7/16	23000	II	15QDGB-S600	158QGDA-RA-SU
UDB-619644	6	2-1/4 - 20	2.270	1-1/2 - 12	2-1/2	—	11-7/16	24000	II	15QDGB-S600	
UDB-619619	6	2-1/4 - 20	2.270	2 - 16	2-1/2	—	11-7/16	25000	II	15QDGB-S600	
UDB-621228N	7	2-11/16 - 16	2.706	1 - 14	2-13/16	—	13-9/16	22000	II	15QGD2B-S700	
UDB-621229N	7	2-11/16 - 16	2.706	1-1/4 - 12	2-13/16	—	13-9/16	23000	II	15QGD2B-S700	
UDB-621230N	7	2-11/16 - 16	2.706	1-1/2 - 12	2-13/16	—	13-9/16	24000	II	15QGD2B-S700	UDB-614801
UDB-614749	7	2-11/16 - 16	2.706	2 - 16	2-13/16	—	13-9/16	25000	II	15QGD2B-S700	FOR
UDB-691800N	7-1/2	2-11/16 - 16	2.706	2 - 16	2-7/8	—	13-1/2	25000	II	15QGD2B-S750	158QGDA-RA-SU

Nosepieces For All Size Tools

Quackenbush Nosepieces

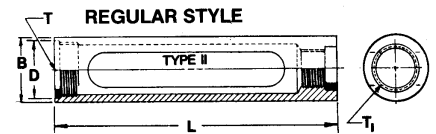

QUACKENBUSH TYPE II FOR ALL SIZE TOOLS

Aluminum Nosepieces will be supplied unless steel is specified by adding 'S' to Part No.

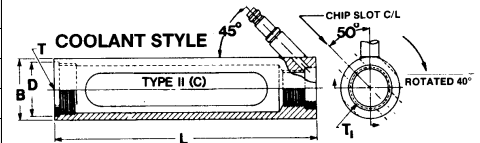
For Coolant Style add 'C' to regular style Part No. For Indexing style add 'I' to Part No. For Vacuum style add 'V.'

PART NO.	STROKE	T L-H THD	D DIA	T ₁ L-H THD	B DIA	L LENGTH	ADAPTER TIP SERIES	TYPE	RIGHT ANGLE MOTOR NO.
UDB-615518	—	1 - 20	1.011	1 - 14	1-3/16	1-1/4	22000	II	15QDA-RA-SU
UDB-614615	7/8	1 - 20	1.011	3/4 - 16	1-3/16	2	21000	II	15QDA-RA-SU
UDB-614718	7/8	1 - 20	1.011	1 - 14	1-3/16	2	22000	II	15QDA-RA-SU
UDB-615712	7/8	1 - 20	1.011	1-1/4 - 12	1-1/2	2	23000	II	15QDA-RA-SU
UDB-614661	1	1 - 20	1.011	1-1/4 - 12	1-1/2	2-3/8	23000	II	15QDA-RA-SU
UDB-614590	1-1/8	1 - 20	1.011	3/4 - 16	1-3/16	2-1/2	21000	II	15QDA-RA-SU
UDB-614905	1-5/8	1 - 20	1.011	3/4 - 16	1-3/16	3	21000	II	15QDA-RA-SU
UDB-614906	1-5/8	1 - 20	1.011	1 - 14	1-3/16	3	22000	II	15QDA-RA-SU
UDB-614646	1-7/8	1 - 20	1.011	3/4 - 16	1-3/16	3-1/4	21000	II	15QDA-RA-SU
UDB-614591	2-1/8	1 - 20	1.011	3/4 - 16	1-3/16	3-1/2	21000	II	15QDA-RA-SU
UDB-614759	2-1/8	1 - 20	1.011	1 - 14	1-3/16	3-1/2	22000	II	15QDA-RA-SU
UDB-614824	2-5/8	1 - 20	1.011	3/4 - 16	1-3/16	4	21000	II	15QDA-RA-SU
UDB-615460	3-1/8	1 - 20	1.011	3/4 - 16	1-3/16	4-1/2	21000	II	15QDA-RA-SU
UDB-614814	3-3/8	1 - 20	1.011	1 - 14	1-3/16	4-3/4	22000	II	15QDA-RA-SU
UDB-614919	3-5/8	1 - 20	1.011	3/4 - 16	1-3/16	5	21000	II	15QDA-RA-SU
UDB-615757	4-3/8	1 - 20	1.011	3/4 - 16	1-3/16	5-3/4	21000	II	15QDA-RA-SU
UDB-615475	4-5/8	1 - 20	1.011	1-1/4 - 12	1-1/2	6	23000	II	15QDA-RA-SU
UDB-615507	5-1/8	1 - 20	1.011	1 - 14	1-3/16	6-1/2	22000	II	15QDA-RA-SU
UDB-615457	5-5/8	1 - 20	1.011	3/4 - 16	1-3/16	7	21000	II	15QDA-RA-SU

TYPE II REGULAR STYLE



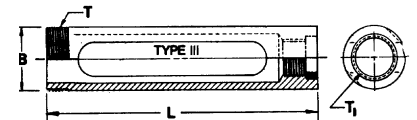
TYPE II COOLANT STYLE



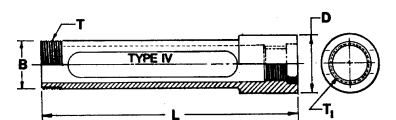
QUACKENBUSH TYPES III and IV

PART NO.	STROKE	T L-H THD	D DIA	T ₁ L-H THD	B DIA	L LENGTH	ADAPTER TIP SERIES	TYPE	RIGHT ANGLE MOTOR NO.
UDB-614715	5/8	1-9/16 - 20	—	1-1/4 - 12	1-9/16	2	23000	III	158QGDA-RA-SU
UDB-614716	5/8	1-9/16 - 20	1-3/4	1-1/2 - 12	1-9/16	2	24000	IV	158QGDA-RA-SU
UDB-615524	1-1/4	1-9/16 - 20	—	3/4 - 16	1-9/16	2-5/8	21000	III	158QGDA-RA-SU
UDB-615548	1-7/8	1-9/16 - 20	1-3/4	1-1/2 - 12	1-9/16	3-1/4	24000	IV	158QGDA-RA-SU
UDB-614735	2-1/8	1-9/16 - 20	—	3/4 - 16	1-9/16	3-1/2	21000	III	158QGDA-RA-SU
UDB-614732	2-1/8	1-9/16 - 20	2-1/4	2 - 16	1-9/16	3-1/2	25000	IV	158QGDA-RA-SU
UDB-614640	2-1/4	1-9/16 - 20	2-1/4	2 - 16	1-9/16	3-5/8	25000	IV	158QGDA-RA-SU
UDB-615756	2-5/8	1-9/16 - 20	—	1-1/4 - 12	1-9/16	4	23000	III	158QGDA-RA-SU
UDB-615526	3-1/8	1-9/16 - 20	—	1 - 14	1-9/16	4-1/2	22000	III	158QGDA-RA-SU
UDB-615717	3-1/8	1-9/16 - 20	1-3/4	1-1/2 - 12	1-9/16	4-1/2	24000	IV	158QGDA-RA-SU
UDB-614630	3-5/8	1-9/16 - 20	1-3/4	1-1/2 - 12	1-9/16	5	24000	IV	158QGDA-RA-SU
UDB-615920	4-1/16	1-9/16 - 20	1-3/4	1-1/2 - 12	1-9/16	5-7/16	24000	IV	158QGDA-RA-SU
UDB-612906	4-9/16	1-9/16 - 20	—	3/4 - 16	1-9/16	5-15/16	21000	III	158QGDA-RA-SU
UDB-614821	4-5/8	1-9/16 - 20	1-3/4	1-1/2 - 12	1-9/16	6	24000	IV	158QGDA-RA-SU
UDB-614712	5-5/8	1-9/16 - 20	1-3/4	1-1/2 - 12	1-9/16	7	24000	IV	158QGDA-RA-SU
UDB-615373	6-1/8	1-9/16 - 20	—	1 - 14	1-9/16	7-1/2	22000	III	158QGDA-RA-SU
UDB-614815	6-5/8	1-9/16 - 20	1-3/4	1-1/2 - 12	1-9/16	8	24000	IV	158QGDA-RA-SU
UDB-613657	6-11/16	1-9/16 - 20	1-3/4	1-1/2 - 12	1-9/16	8-1/16	24000	IV	158QGDA-RA-SU
UDB-615464	7-1/8	1-9/16 - 20	1-3/4	1-1/2 - 12	1-9/16	8-1/2	24000	IV	158QGDA-RA-SU
UDB-614940	8-3/8	1-9/16 - 20	1-3/4	1-1/2 - 12	1-9/16	9-3/4	24000	IV	158QGDA-RA-SU
UDB-614713	8-5/8	1-9/16 - 20	1-3/4	1-1/2 - 12	1-9/16	10	24000	IV	158QGDA-RA-SU
UDB-612857	10-5/8	1-9/16 - 20	—	1-1/4 - 12	1-9/16	12	23000	III	158QGDA-RA-SU
UDB-615364	13-5/8	1-9/16 - 20	—	1-1/4 - 12	1-9/16	15	23000	III	158QGDA-RA-SU

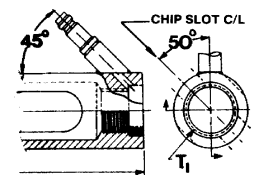
TYPE III REGULAR STYLE



TYPE IV REGULAR STYLE



COOLANT STYLES

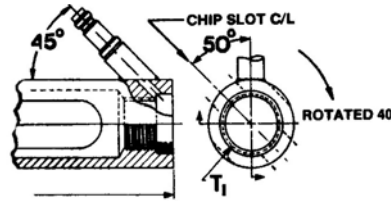
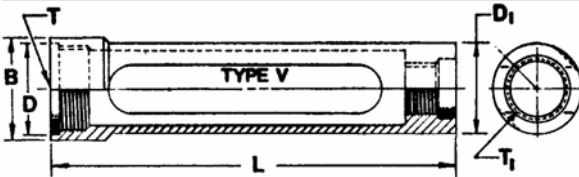


Aluminum Nosepieces will be supplied unless steel is specified by adding 'S' to Part No. For Coolant Style add 'C' to regular style Part No. For Indexing style add 'I' to Part No. For Vacuum style add 'V.'

Quackenbush Type Nosepieces

Quackenbush Type Nosepieces

QUACKENBUSH TYPE NOSEPIECES



Aluminum Nosepieces will be supplied unless steel is specified by adding 'S' to Part No.

For Coolant Style add 'C' to regular style Part No. For Indexing style add 'I' to Part No.

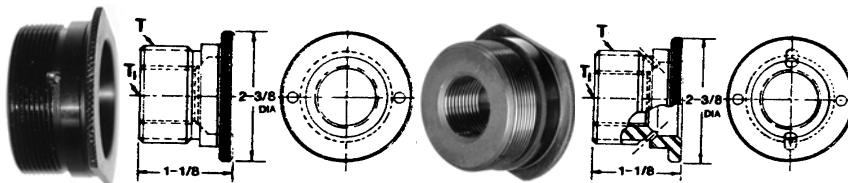
For Vacuum style add 'V' to Part No.

PART NO.	STROKE	T L-H THD	D DIA	T ₁ L-H THD	B DIA	D1 DIA	L LENGTH	ADAPTER TIP SERIES	* TYPE	RIGHT ANGLE MOTOR SERIES
UDB-615710	—	2-1/4 - 20	2.270	2 - 16	2-1/2	2-3/8	3-1/4	25000	V	158QGDA-RA-SU
UDB-615916	5/8	2-1/4 - 20	2.270	1 - 14	2-1/2	2-3/8	4-7/8	22000	V	158QGDA-RA-SU
UDB-614714	3/4	2-1/4 - 20	2.270	1 - 14	2-1/2	2-3/8	5	22000	V	158QGDA-RA-SU
UDB-615519	3/4	2-1/4 - 20	2.270	2 - 16	2-1/2	2-3/8	5	25000	V	158QGDA-RA-SU
UDB-614768	1-3/4	2-1/4 - 20	2.270	1-1/4 - 12	2-1/2	2-3/8	6	23000	V	158QGDA-RA-SU
UDB-614939	1-3/4	2-1/4 - 20	2.270	1-1/2 - 12	2-1/2	2-3/8	6	24000	V	158QGDA-RA-SU
UDB-614918	1-3/4	2-1/4 - 20	2.270	2 - 16	2-1/2	2-3/8	6	25000	V	158QGDA-RA-SU
UDB-615676	2-3/16	2-1/4 - 20	2.270	2 - 16	2-1/2	2-3/8	6-7/16	25000	V	158QGDA-RA-SU
UDB-615427	2-7/8	2-1/4 - 20	2.270	1 - 14	2-1/2	2-3/8	7-1/8	22000	V	158QGDA-RA-SU
UDB-615428	3-1/4	2-1/4 - 20	2.270	2 - 16	2-1/2	2-3/8	7-1/2	25000	V	158QGDA-RA-SU
UDB-615454	3-3/4	2-1/4 - 20	2.270	2 - 16	2-1/2	2-3/8	8	25000	V	158QGDA-RA-SU
UDB-615597	4-1/8	2-1/4 - 20	2.270	2 - 16	2-1/2	2-3/8	8-3/8	25000	V	158QGDA-RA-SU
UDB-614752	5-1/8	2-1/4 - 20	2.270	2 - 16	2-1/2	2-3/8	9-3/8	25000	V	158QGDA-RA-SU
UDB-614885	5-1/4	2-1/4 - 20	2.270	1 - 14	2-1/2	2-3/8	9-1/2	22000	V	158QGDA-RA-SU
UDB-614233	5-1/4	2-1/4 - 20	2.270	1-1/4 - 12	2-1/2	2-3/8	9-1/2	23000	V	158QGDA-RA-SU
UDB-614887	5-1/4	2-1/4 - 20	2.270	1-1/2 - 12	2-1/2	2-3/8	9-1/2	24000	V	158QGDA-RA-SU
UDB-614767	5-5/8	2-1/4 - 20	2.270	1-1/4 - 12	2-1/2	2-3/8	9-7/8	23000	V	158QGDA-RA-SU
UDB-614498	5-5/8	2-1/4 - 20	2.270	1-1/2 - 12	2-1/2	2-3/8	9-7/8	24000	V	158QGDA-RA-SU
UDB-615682	5-3/4	2-1/4 - 20	2.270	2 - 16	2-1/2	2-3/8	10	25000	V	158QGDA-RA-SU
UDB-614925	6	2-1/4 - 20	2.270	1-1/2 - 12	2-1/2	2-3/8	10-1/4	24000	V	158QGDA-RA-SU
UDB-614813	6-3/16	2-1/4 - 20	2.270	1-1/2 - 12	2-1/2	2-3/8	10-7/16	24000	V	158QGDA-RA-SU
UDB-615325	7-1/8	2-1/4 - 20	2.270	1-1/2 - 12	2-1/2	2-3/8	11-3/8	24000	V	158QGDA-RA-SU
UDB-614758	7-1/8	2-1/4 - 20	2.270	2 - 16	2-1/2	2-3/8	11-3/8	25000	V	158QGDA-RA-SU
UDB-614914	8-5/8	2-1/4 - 20	2.270	1-1/2 - 12	2-1/2	2-3/8	12-7/8	24000	V	158QGDA-RA-SU
UDB-614901	8-5/8	2-1/4 - 20	2.270	2 - 16	2-1/2	2-3/8	12-7/8	25000	V	158QGDA-RA-SU
UDB-615328	9-1/8	2-1/4 - 20	2.270	2 - 16	2-1/2	2-3/8	13-3/8	25000	V	158QGDA-RA-SU
UDB-614796	9-1/2	2-1/4 - 20	2.270	1-1/2 - 12	2-1/2	2-3/8	13-3/4	24000	V	158QGDA-RA-SU
UDB-615741	10-3/4	2-1/4 - 20	2.270	2 - 16	2-1/2	2-3/8	15	25000	V	158QGDA-RA-SU
UDB-614529	13-3/4	2-1/4 - 20	2.270	2 - 16	2-1/2	2-3/8	18	25000	V	158QGDA-RA-SU

* TYPE V NOSEPIECES ALL USE UDB-614228 ADAPTERS.

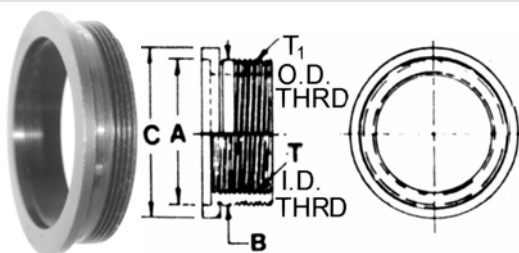
REDUCER BUSHING — NOSEPIECE TO BUSHING TIP

REFER TO PAGES O-17 AND P35
FOR OTHER STYLES.



ALLOY STEEL—HEAT TREATED—BLACK OXIDE FINISH				
REGULAR PART NO.	COOLANT PART NO.	T L-H	T ₁ L-H	ADAPTER TIP SERIES
UDB-619803	UDB-619803C	2-16	3/4-16	21000
UDB-619804	UDB-619804C	2-16	1-14	22000
UDB-619805	UDB-619805C	2-16	1-1/4-12	23000
UDB-619806	UDB-619806C	2-16	1-1/2-12	24000

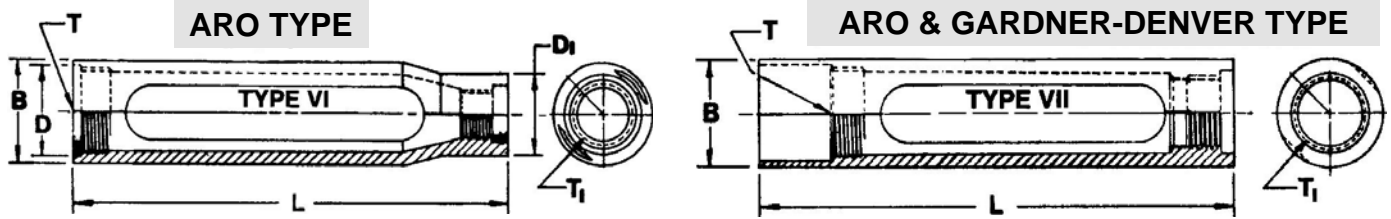
ADAPTER — MOTOR TO NOSEPIECE



PART NO.	A DIA	B DIA	C DIA	T L-H THD	T ₁ L-H THD	FROM NOSE- PIECE SIZE	TO MOTOR MODEL
UDB-673103	1.600	2.2692	2.5	1-37/64 - 18	2-1/4 - 20	ODA-11 & -12	ODA-10 & -10C
UDB-673105	1.814	2.692	2.5	1.825 - 18	2-1/4 - 20	ODA-11 & -12	ODA-15A & -27A
UDB-673115	1.270	2.7052	2.9	2-1/4 - 20	2-11/16 - 16	ODA-13	ODA-11 & -12

Gardner-Denver and ARO Type Nosepieces

Gardner-Denver & ARO Nosepieces



Aluminum Nosepieces will be supplied unless steel is specified by adding 'S' to Part No. For Coolant Style add 'C' to regular style Part No. For Indexing style add 'I' to Part No. For Vacuum style add 'V.'

PART NO.	STROKE	T L-H THD	D DIA	T ₁ L-H THD	B DIA	D ₁ DIA	L LENGTH	HELOX® SERIES ADAPTER TIPS	TYPE	ARO MODEL NO.	FITS
UDB-635918	2	1-7/16 - 18	1.43	3/4 - 16 21000	1-5/8	1.43	5-3/4	UDB-49000 UDB-50000 UDB-51000	VI	8245/8345-201-1 & -2 8245/8345-A45-1 & -2 8245/8345-A30-1 & -2	FITS BANT-A-MATIC TYPES
UDB-640804	3	1-7/16 - 18	1.43	3/4 - 16 21000	1-5/8	1.43	7-1/2	UDB-49000 UDB-50000 UDB-51000 UDB-52000	VI	8245/8345-A8-1 & -2 8245/8345-201-3 8245/8345-A45-3 8245/8345-A30-3	
UDB-635917	3	1-7/16 - 18	1.43	3/4 - 16 21000	1-5/8	1.43	6-7/16	UDB-49000 UDB-50000 UDB-51000 UDB-52000	VI	8245/8345-A8-3	
UDB-635722	2	2 - 16	2.00	3/4 - 16 21000	2-1/4	1.93	4-3/4	UDB-49000 UDB-50000 UDB-51000 UDB-52000	VI	8255/8355-171-1 & -2 8255/8355-A50-1 & -2 8255/8355-A28-1 & -2 8255/8355-A21-1 & -2	FITS PAR-A-MATIC TYPES
UDB-635720	2	2 - 16	2.00	1 - 14 22000	2-1/4	1.93	4-3/4	UDB-53000 UDB-54000	VI		
UDB-636495	2	2 - 16	2.00	1-1/4 - 12 23000	2-1/4	1.93	4-3/4	UDB-55000 UDB-56000	VI		
UDB-638852	3	2 - 16	2.00	3/4 - 16 21000	2-1/4	1.93	6-1/8	UDB-49000 UDB-50000 UDB-51000 UDB-52000	VI	8255/8355-A14-1 & -2 8255/8355-A8-1 & -2 8255/8355-A5-1 & -2 8255/8355-171-3	
UDB-638853	3	2 - 16	2.00	1 - 14 22000	2-1/4	1.93	6-1/8	UDB-53000 UDB-54000	VI	8255/8355-A50-3 8255/8355-A28-3	
UDB-638854	3	2 - 16	2.00	1-1/4 - 12 23000	2-1/4	1.93	6-1/8	UDB-55000 UDB-56000	VI	8255/8355-A21-3	
UDB-640810	3	2 - 16	2.00	3/4 - 16 21000	2-1/4	1.93	7-1/4	UDB-49000 UDB-50000 UDB-51000 UDB-52000	VI	8255/8355-A14-3 8255/8355-A8-3 8255/8355-A5-3	
UDB-640811	3	2 - 16	2.00	1 - 14 22000	2-1/4	1.93	7-1/4	UDB-53000 UDB-54000	VI		
UDB-640812	3	2 - 16	2.00	1-1/4 - 12 23000	2-1/4	1.93	7-1/4	UDB-55000 UDB-56000	VI		
UDB-640584-1	3	2-1/2 - 16	2.50	2-3/8 - 16 ♦ Select T ₁ Thd	2-15/16	2.87	6	SEE NOSE ADAPTERS BE- LOW	VI	8265/8365-171-1 & -3 8265/8365-46-1 & -3 8265/8365-25-1 & -3	
UDB-640584-2	3	2-1/2 - 16	2.50	2-3/8 - 16 ♦ Select T ₁ Thd	2-15/16	2.87	7-7/8		VII	8265/8365-12-1 & -3 8265/8365-6-1 & -3 8265/8365-3-1 & -3	
UDB-644971-1	3	2-3/8 - 16	2.37	2-3/8 - 16 ♦	2-7/8	2.87	7		VII	8660-()-1	
UDB-644971-2	3	2-3/8 - 16	2.37	2-3/8 - 16 ♦	2-7/8	2.87	8-1/2		VII	8660-()-3	FITS
UDB-645188	3	2-7/8 - 16	2.87	2-3/8 - 16 ♦	3-5/8	3.62	9-7/8		VII	8670-()-1 & -3	HI-THRUST TYPES

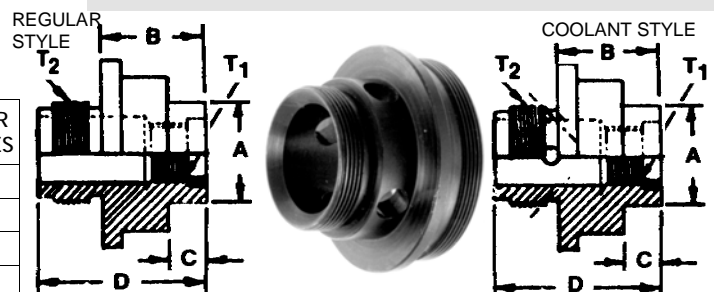
♦ Select T₁ (see below) Collar Thread required.

Use with Nosepieces for ARO, Super Para-A-Matic and Hi-Thrust Drill Motors

ALLOY STEEL — HEAT TREATED — BLACK OXIDE FINISH

PART NO.	T ₁ L-H THD	T ₂ L-H THD	A DIA	B LENGTH	C LENGTH	D LENGTH	ADAPTER TIP SERIES
UDB-633812	3/4 - 16	2-3/8 - 16	1.75	1.0	.625	1.875	21000
UDB-633751	1 - 14	2-3/8 - 16	1.75	1.0	.625	1.875	22000
UDB-633764	1-1/4 - 12	2-3/8 - 16	1.75	1.0	.625	1.875	23000
UDB-634075	1-1/2 - 12	2-3/8 - 16	2.00	1.0	.625	1.875	24000

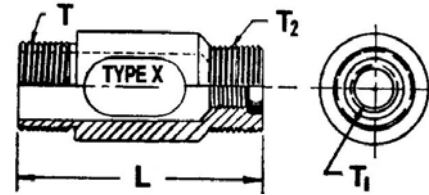
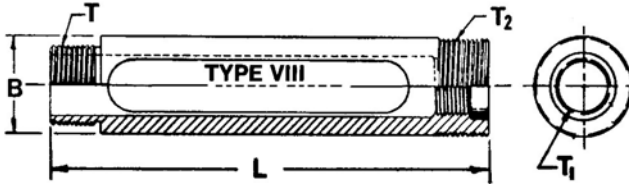
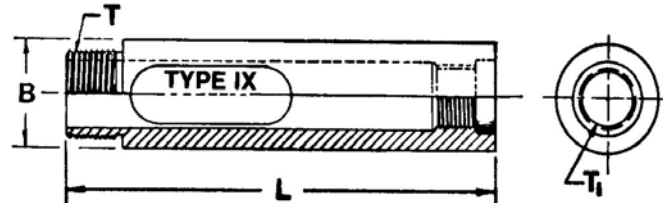

NOSEPIECE TO BUSHING TIP COLLAR



Zephyr Type Nosepieces

Zephyr Types Nosepieces

ZEPHYR NOSEPIECES

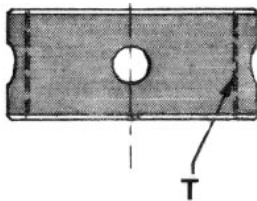


Aluminum Nosepieces will be supplied unless steel is specified by adding 'S' to Part No. For Coolant Style add 'C' to regular style Part No. For Indexing style add 'I' to Part No. For Vacuum style add 'V.'

PART NO.	STROKE	T L-H THD	T ₁ L-H THD	T ₂ L-H THD	B DIA	L LENGTH	ADAPTER TIP SERIES	TYPE	MOTOR SERIES
UDB-801107	1	1-3/4 - 16	3/4 - 16	—	0.942	1.765	21000	IX	ZT 801 and ZT 802
UDB-801117	1	1-3/4 - 16	3/4 - 16	1 - 20	1.000	1.765	21000	X	ZT 801 and ZT 802
UDB-811247	1	1-1/8 - 16	3/4 - 16	—	1.250	2.640	21000	IX	ZT 811 and ZT 812
UDB-811207	1	1-1/8 - 16	1 - 14	—	1.250	2.640	22000	IX	ZT 811 and ZT 812
UDB-811269	1	1-1/8 - 16	1-1/4 - 12	—	1.500	2.640	23000	IX	ZT 811 and ZT 812
UDB-811170	1	1-1/8 - 16	1-1/2 - 12	—	1.750	2.640	24000	IX	ZT 811 and ZT 812
UDB-811264	1	1-1/8 - 16	3/4 - 16	1 - 20	1.385	2.640	21000	X	ZT 811 and ZT 812
UDB-811217	1	1-1/8 - 16	1 - 14	1-1/4 - 20	1.565	2.640	22000	VIII	ZT 811 and ZT 812
UDB-811279	1	1-1/8 - 16	1-1/4 - 12	1-1/2 - 20	1.885	2.640	23000	VIII	ZT 811 and ZT 812
UDB-811160	1	1-1/8 - 16	1-1/2 - 12	1-3/4 - 20	2.125	2.640	24000	VIII	ZT 811 and ZT 812
UDB-801108	2	1-3/4 - 16	3/4 - 16	—	0.942	2.765	21000	IX	ZT 801 and ZT 802
UDB-801118	2	1-3/4 - 16	3/4 - 16	1 - 20	1.000	2.765	21000	X	ZT 801 and ZT 802
UDB-811248	2	1-1/8 - 16	3/4 - 16	—	1.250	3.640	21000	IX	ZT 811 and ZT 812
UDB-811208	2	1-1/8 - 16	1 - 14	—	1.250	3.640	22000	IX	ZT 811 and ZT 812
UDB-811270	2	1-1/8 - 16	1-1/4 - 12	—	1.500	3.640	23000	IX	ZT 811 and ZT 812
UDB-811171	2	1-1/8 - 16	1-1/2 - 12	—	1.750	3.640	24000	IX	ZT 811 and ZT 812
UDB-811265	2	1-1/8 - 16	3/4 - 16	1 - 20	1.385	3.640	21000	X	ZT 811 and ZT 812
UDB-811218	2	1-1/8 - 16	1 - 14	1-1/4 - 20	1.565	3.640	22000	VIII	ZT 811 and ZT 812
UDB-811280	2	1-1/8 - 16	1-1/4 - 12	1-1/2 - 20	1.885	3.640	23000	VIII	ZT 811 and ZT 812
UDB-811161	2	1-1/8 - 16	1-1/2 - 12	1-3/4 - 20	2.125	3.640	24000	VIII	ZT 811 and ZT 812
UDB-801109	3	1-3/4 - 16	3/4 - 16	—	0.942	3.765	21000	IX	ZT 802
UDB-801119	3	1-3/4 - 16	3/4 - 16	1 - 20	1.000	3.765	21000	X	ZT 802
UDB-811249	3	1-1/8 - 16	3/4 - 16	—	1.250	4.640	21000	IX	ZT 811 and ZT 812
UDB-811209	3	1-1/8 - 16	1 - 14	—	1.250	4.640	22000	IX	ZT 811 and ZT 812
UDB-811271	3	1-1/8 - 16	1-1/4 - 12	—	1.500	4.640	23000	IX	ZT 811 and ZT 812
UDB-811172	3	1-1/8 - 16	1-1/2 - 12	—	1.750	4.640	24000	IX	ZT 811 and ZT 812
UDB-811266	3	1-1/8 - 16	3/4 - 16	1 - 20	1.385	4.640	21000	X	ZT 811 and ZT 812
UDB-811219	3	1-1/8 - 16	1 - 14	1-1/4 - 20	1.565	4.640	22000	VIII	ZT 811 and ZT 812
UDB-811281	3	1-1/8 - 16	1-1/4 - 12	1-1/2 - 20	1.885	4.640	23000	VIII	ZT 811 and ZT 812
UDB-811162	3	1-1/8 - 16	1-1/2 - 12	1-3/4 - 20	2.125	4.640	24000	VIII	ZT 811 and ZT 812

FINE ADJUSTMENT CHECK NUTS

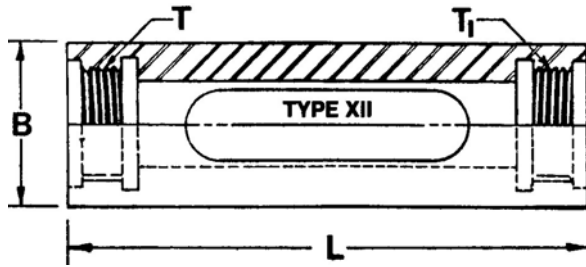
Fits ZT TYPE NOSEPIECES. Adjusts length of Adapter Tip.



PART NO.	T L-H THD	FOR USE ON TYPE
UDB-754935	1 - 20	X
UDB-754936	1-1/4 - 20	VIII
UDB-754937	1-1/2 - 20	VIII
UDB-754938	1-3/4 - 20	VIII

Zephyr and Gardner-Denver Nosepiece Data

Nosepieces And Reducers



Use with Adapters for Bushing Tips.

Reference Data — Gardner-Denver, Quackenbush, Rockwell Specific Nosepiece Sizes

Aluminum Nosepieces will be supplied unless steel is specified by adding 'S' to Part No.

For Coolant Style add 'C' to regular style Part No. For Indexing style add 'I' to Part No. For Vacuum style add 'V.'

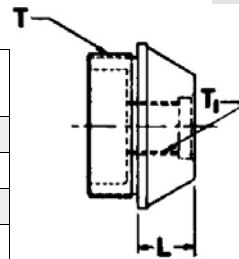
PART NO.	STROKE	T L-H THD	T ₁ L-H THD	B DIA	L LENGTH	TYPE	MOTOR SERIES
UDB-821042	2	1-29/32-20	1-29/32-20	2.060	1.765	XII	ZT 822 and ZT 831
UDB-821043	3	1-29/32-20	1-29/32-20	7.125	1.765	XII	ZT 822 and ZT 831
UDB-821044	4	1-29/32-20	1-29/32-20	8.125	2.640	XII	ZT 822 and ZT 831 and ZT 832

Use with Type XII Nosepieces

ALLOY STEEL — HEAT TREATED — BLACK OXIDE FINISH

PART NO.	T ₁ L-H THD	T L-H THD	L LENGTH	ADAPTER TIP SERIES
UDB-821035	3/4 - 16	1-29/32 - 20	0.940	21000
UDB-821105	1 - 14	1-29/32 - 20	1.000	22000
UDB-821036	1-1/4 - 12	1-29/32 - 20	1.000	23000
UDB-832059	1-1/2 - 12	1-29/32 - 20	1.000	24000

ZEPHYR TYPE ADAPTERS



Nosepiece to Bushing Tip

REDUCER BUSHING DATA



STANDARD REDUCER
Use prefix UDB in P/N
For Standard style



WITH COOLANT HOLE
Use prefix UDB-A in P/N
For Coolant style

Reference Data — Gardner-Denver and Quackenbush type Nosepiece Sizes

See also page P35.

NOSEPIECE THREAD SIZES				REDUCER BUSHING THREAD SIZES		
TOOL GROUP No.	SHORT NOSE PIECE	LONG NOSE PIECE	NOSE-PIECE THD	OUTSIDE THREAD	INSIDE THREAD	REDUCER PART NO.
92D2	27011	27012	3/4 - 16 L.H.	—	—	—
92D4	27356	27356-1				
92C3	22163	—				
96H	22163	—				
92D2	27011-1	27012-1	1 - 14 L.H.	1 - 14 L.H.	3/4 - 16 L.H.	UDB-17952 UDB-A-17952
92D4	27358	27358-1				
92D6	14352	15692				
92C3	23342	—				
93C5	60574	—				
96H	23342	—				
92D6	17408	18509	1-1/4 - 12 L.H.	1-1/4 - 12 L.H.	3/4 - 16 L.H.	UDB-25018 UDB-A-25018
92D10	17868	31364				
93C3	25693	—				
93C5	60556	—				

NOSEPIECE THREAD SIZES				REDUCER BUSHING THREAD SIZES		
TOOL GROUP No.	SHORT NOSE PIECE	LONG NOSE PIECE	NOSE-PIECE THD	OUTSIDE THREAD	INSIDE THREAD	REDUCER PART NO.
96H	25693	61148	1-1/4 - 12 L.H.	1-1/4 - 12 L.H.	1 - 14 L.H.	UDB-25583 UDB-A-25583
96C5	60916	60917				
92D4	27357	27357-1				
92D6	17409	26685-1	1-1/2 - 12 L.H.	1-1/2 - 12 L.H.	3/4 - 16 L.H.	UDB-25582 UDB-A-25582
92D10	17044	31365				
93C5	60557	—				
96C5	60919	60920				
92D10	17677	31366	2 - 16 L.H.	2 - 16 L.H.	1-1/2 - 12 L.H.	UDB-27910 UDB-A-27910
92D10	17677	31367				
93C5	60558	—				
96C5	60922	60523				