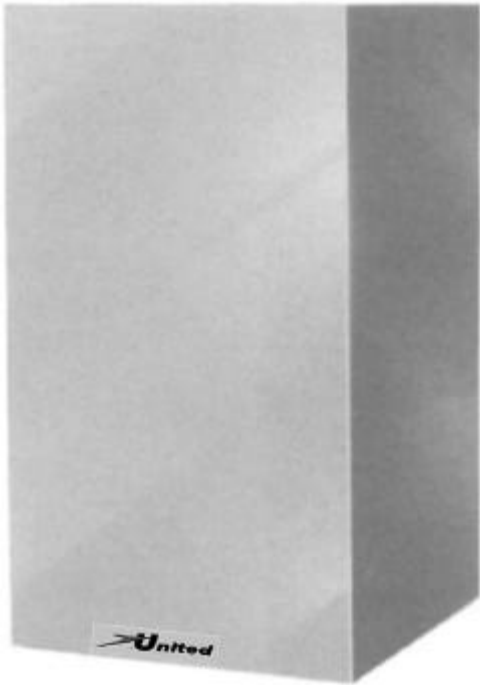


**Tooling Cubes
Type II**

Tombstone® Tooling Cubes
FOUR STYLES FOR YOUR REQUIREMENTS

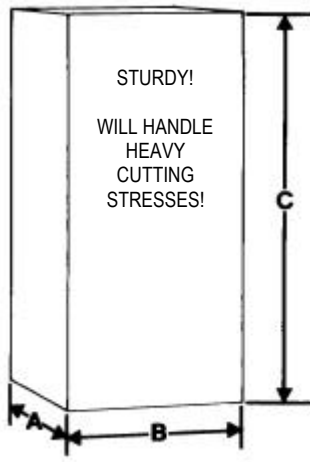
UCC-TCP PLAIN




**TYPE II
CUBE**

**HEAVY DUTY
PRODUCTIVITY WITH
LIGHTER WEIGHT
TOOLING CUBES**

REFER TO THE DIAGRAM
BELOW FOR DIMENSIONS OF
THE VARIOUS SURFACE
STYLES.




UCC-TCTS T-SLOTS




HOLLOW CENTERS

**UCC-TCQ QUALIFIED
HOLES BORED AND TAPPED**



ONE PIECE CASTINGS

UCC-TCT TAPPED HOLES



LIGHTER WEIGHT

ADD UNITED S PREFIX
TO THE PART NUMBERS!

PART PREFIX	DESCRIPTION
UCC-TCP	Plain
UCC-TCQ	Qualified Bored Tapped
UCC-TCTS	T-Slots
UCC-TCT	Tapped
UCC-TCS	Any Combo of Above

Add PREFIX to PART NO.	A	B	C
9918	9	9	18
101020	10	10	20
121222	12	12	22
141424	14	14	24
161626	16	16	26
181828	18	18	28
202030	20	20	30
242434	24	24	34

INSIDES NECKED DOWN BOTH ENDS

Tombstone® Tooling Blocks With Base

FOUR SHAPE TYPES FOR YOUR REQUIREMENTS

**Triangles-Hexagonals
Quadruples-Octagonals**

TYPE III


TRIANGLES

TOMBSTONE® WITH BASE
THREE FACES

THESE FOUR TYPES WILL
MULTIPLY YOUR POSSIBILITIES!

PART PREFIX	DESCRIPTION
UCC-TTP	Plain
UCC-TTQ	Qualified Bored Tapped
UCC-TTTS	T-Slots
UCC-TTT	Tapped
UCC-TTS	Any Combo of Above

One-piece #40
Meehanite, cast iron
or aluminum
casting. We provide
approved drawings
before we
manufacture.



PART NO.	WT.LBS.	A	C	D	F
1032-16	575	10	32	16	2.00
11.7522 - 16	525	11.75	22	16	1.50
1636 -25	863	16	36	25	2.00
1940 - 20	1176	19	40	20	1.75

REMEMBER
TO ADD
UNITED S
PREFIX TO
THE PART
NUMBERS

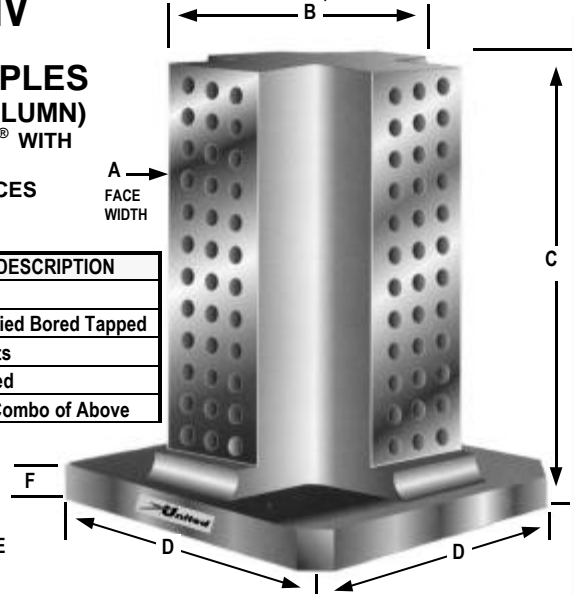
TYPE IV

QUADRUPLES (CROSS COLUMN)

TOMBSTONE® WITH
BASE
FOUR FACES

PREFIX	DESCRIPTION
UCC-TQP	Plain
UCC-TQQ	Qualified Bored Tapped
UCC-TQTS	T-Slots
UCC-TQT	Tapped
UCC-TQS	Any Combo of Above

ADD UNITED S
PREFIX TO THE
PART NO.



PART NO.	WT.LBS.	A	B	C	D	F
61224	819	6	24	24	12	1.75
61628	1075	6	20	28	16	1.75
81628	1231	8	20	28	16	2.00
81826	1802	8	20	26	18	2.00
122444	4074	12	28	44	24	2.00


TYPE V

HEXAGONALS

TOMBSTONE® WITH BASE
SIX FACES

PART PREFIX	DESCRIPTION
UCC-THP	Plain
UCC-THQ	Qualified Bored Tapped
UCC-THTS	T-Slots
UCC-THT	Tapped
UCC-THS	Any Combo of Above

HEXAGONALS
MOUNT SIX FACES
VS FOUR TO
INCREASE
PRODUCTION!



PART NO.	WT.LBS.	A	B	C	D	F
4.2525 - 16	345	4.25	8	25	16	1.50
5.526 - 18	412	5.5	10	26	18	1.75
6.527 - 16	478	6.5	12	27	16	1.50
7.518 - 18	483	7.5	13.25	18	18	1.75
7.527 - 18	504	7.5	13.25	27	18	1.75
826 - 22	820	8	14	26	22	1.75
918 - 25	840	9	16	18	25	2
923 - 25	910	9	16	23	20	1.75
927 - 25	945	9	16	27	25	1.75
1035 - 25	1512	10	17	35	25	2
12.528 - 32	1953	12.5	21.5	28	32	2

TYPE VI


OCTAGONALS

TOMBSTONE® WITH BASE
EIGHT FACES

PART PREFIX	DESCRIPTION
UCC-TOP	Plain
UCC-TOQ	Qualified Bored Tapped
UCC-TOTS	T-Slots
UCC-TOT	Tapped
UCC-TOS	Any Combo of Above

OCTAGONALS ARE
IDEAL FOR HIGH
VOLUME
PRODUCTION AND
MULTIPLY YOUR
POSSIBILITIES!

REMEMBER TO ADD UNITED S
PREFIX TO THE PART NUMBERS!



PART NO.	WT.LBS.	A	B	C	D	F
55526 - 18	710	5.55	13	26	18	1.75
55532 - 25	1122	5.55	13	32	25	2.00
824-25	1151	8	20	24	25	1.75
932-32	1412	9	22	32	31.5	2.00
1032-32	1727	10	25.5	32	31.5	2.00

All Bases are Milled to Fit Your Machining Center with Your Hold Down and Locations.

**Window Frames
and T-Fixtures**

**Tombstone® Window Frame Fixtures
WITH BASES and T-FIXTURES WITH BASES**

WINDOW FRAMES — Manufactured to Fit Individual Machines



TYPE VII

UCC-TWP

IDEAL FOR
MACHINING
BACK SIDES
OF PARTS

PART PREFIX	DESCRIPTION
UCC-TWP	Plain
UCC-TWQ	Qualified Bored Tapped
UCC-TWTS	Tapped Slots
UCC-TWT	Tapped Angle
UCC-TWS	Any Combo of Above

TWO TOLERANCES AVAILABLE
MOUNT PART ON 2 SIDES RATHER THAN 4
DESIGNED FOR HORIZONTAL MACHINE CENTERS

Add Prefix to PART NO.	WINDOW SIZE	BASE SIZE Depth x Width	OVERALL HEIGHT	UPRIGHT Thickness x	BASE Thickness	GUSSETS
121818-2	12 X 8	12 X 18	18	2 X 18	2	4*
122132-2	12 X 24	12 X 21**	32	2 X 21	2	4*
122832-2	19 X 24	12 X 28**	32	2 X 28	2	4*
162523-2.5	20 X 15	16 X 25	23	2.5 X 25	2	NONE
163230-2	26.5 X 25	16 X 31.75	30.375	2.125 X 31.75	2	2*
182028-3.5	12 X 18	18 X 20	28	3.5 X 20	2	NONE
161620-4	9.75 X 12	16 X 16	20	4 X 16	2	NONE
242436-6	15 X 23	24 X 24	36	6 X 24	2	NONE

* 4 GUSSETS (2 ON EACH SIDE); 2 GUSSETS (1 ON EACH SIDE)
** DIMENSION FINISHES AS CAST

T-FIXTURES — Designed for Horizontal Machining Centers



TYPE VIII

UCC-TTFP

ADD UNITED S
PREFIX TO PART
NUMBER TO
DETERMINE YOUR
DESIRED STYLE.

FOR TWO-SIDED MACHINING

Add Prefix to PART NO.	BASE SIZE Depth x Width	OVERALL HEIGHT	UPRIGHT Thickness x	BASE Thickness	GUSSETS
111726-2.5***	10.5X16.5	26	2.5 X 17	2	NONE
121216-1.75	12 X 12	16.25	1 X 12	1	NONE
121818-6	12 X 18	18	6 X 18	2	NONE
121819-3	12.5 X 18.5	18.875	2.25 X 18.5	1.625	NONE
121826-3	12.5 X 18	26	2.75 X 18	1.75	NONE
131826-3	12.75X18	26	3 X 18	1.75	NONE
141622-6	14 X 16	22	6 X 12	2	NONE
141818-3	14 X 18	18	2.75 X 18	2	NONE
152026-4.7	15 X 20	26	4.75 X 20	2.5	NONE
161614-3	16 X 16	14	3 X 12	2	NONE
161620-4	16 X 16	20	4 X 16	2	NONE
181822-4	18 X 18	22	4 X 18	2	NONE
182512-3	18 X 25	12.25	2.75 X 25	2	NONE
182036-1.5	18 X 20**	36.5	1.875 X 20	1.5	2*
203030-4	20 X 30	30	4 X 30	2	NONE
212631-4	21 X 26	31	4 X 26	2	NONE
242436-6	24 X 24	36	6 X 24	2	NONE
252526-4	25 X 25	26	4 X 25	2	NONE
252530-4	25 X 25	30	4 X 25	1.75	NONE
243140-6	24 X 31.5	40	6 X 31.5	2	NONE


* 2 GUSSETS (1 ON EACH SIDE)
** DIMENSION FINISHES AS CAST
*** OFFSET COLUMN

ALLOWS
MORE Z AXIS
TRAVEL

PART PREFIX	DESCRIPTION	UCC-TTFTS	T-Slots
UCC-TTFP	Plain	UCC-TTFT	Tapped
UCC-TTFQ	Qualified Bored Tapped	UCC-TTFS	Any Combo of Above

Tombstone® Vertical Angle Plates

HOLDS WORK IN THE VERTICAL POSITION



TYPE IX

UCC-TAPTS TAPPED SLOTS



IDEAL FOR FRONT MOUNTED FIXTURES

UCC-TAPP PLAIN



FOR
COST-EFFECTIVE
LOW VOLUME
SETUPS

WORKS FOR
THICK PARTS
USING MOST OF
THE PALLET

PART PREFIX	DESCRIPTION
UCC-TAPP	Plain
UCC-TAPQ	Qualified Bored Tapped
UCC-TAPTS	Tapped Slots
UCC-TAPT	Tapped Angle
UCC-TAPS	Any Combo of Above


ADD UNITED S PREFIX TO
PART NUMBERS

Add Prefix to PART NO.	DEPTH of TAIL	WIDTH of ANGLE	OVERALL HEIGHT	BASE Thickness	FACE Thickness
81617	8	16	17	1.625	1.625
121212	12	12	12	1.375	1.375
121218	12	12	18	1.75	2
121424	12	14	24	2	2
121512	11.75	14.5	11.75	1.5	1.5
121522	12	15	22	2	2
121818	12	18	18	2	2
122212	12	22	12	1.5	2
122424	12	24	24	1.5	2.25
131423*	13	14	23	1.5	1.5
181818	18	18	18	2	2
181836	18	18	36	2	2
182436	18	24	36	2	2
182448	18	24	48	2	2
183036	18	30	36	2	2
183224	18	32	24	2	2
183230	18	32	30	2	2
202420	20	24	20	1.75	1.75
203432*	19.75	34	32	1	1
242424	24	24	24	2	2
242448	24	24	48	2	2
242460	24	24	60	3	2
182424	18	24	24	1.875	2

* Denotes special base configuration, lip extending on front edge of face.

SUPERIOR STRENGTH FOR THICK PARTS

UCC-TAPQ QUALIFIED BORED and TAPPED



BORED TOP
& BOTTOM
ON 1" OR 2"
GRID

VERTICAL
ANGLE
PLATES
STAND UP
TO THE
TASK!

SINGLE PIECE
CONSTRUCTION